




Jefferies Global Consumer Conference

June 22, 2010





Forward looking statements

- Certain statements made in this presentation that are not based on historical information are forward-looking statements which are made pursuant to the safe harbor provisions of the Private Securities Litigation Reform Act of 1995.
- These statements are neither promises nor guarantees, but are subject to a variety of risks and uncertainties, many of which are beyond our control, which could cause actual results to differ materially from those contemplated in these forward-looking statements.
- Investors are cautioned not to place undue reliance on these forward-looking statements, which speak only as of the date hereof. iRobot Corporation undertakes no obligation to update or revise the information contained in this presentation, whether as a result of new information, future events or circumstances or otherwise.
- This presentation contains various non-GAAP financial measures as defined by SEC Regulation G, including Adjusted EBITDA, which we define as Earnings Before Interest, Taxes, Depreciation, Amortization, merger and acquisition expenses and non-cash stock compensation expense. The most directly comparable GAAP financial measures and a reconciliation of the differences between the GAAP financial measures and the non-GAAP financial measures are posted on the investor relations page of our web site at www.irobot.com.
- For additional disclosure regarding these and other risks faced by iRobot Corporation, see the disclosure contained in our public filings with the Securities and Exchange Commission.



Our three-year strategy

Deliver robotic **technology-based** solutions leveraging **common platforms** and **software** which **delight our customers** and anticipate their needs while achieving **mid-teen EBITDA margins** and **growing the equity value** of the business.

Leader in robot technology – autonomy, sensing, manipulation

iRobot®

3

June 22, 2010

Lead Position – Two Nascent Markets



- Over 3,000 PackBot Robots Sold
- Customer base: Army, Navy, USMC and USAF



- Over 5 Million Home Robots sold
- Currently sold in over 45 countries around the world and expanding

iRobot

US DoD Market Continues to be G&I Growth Driver

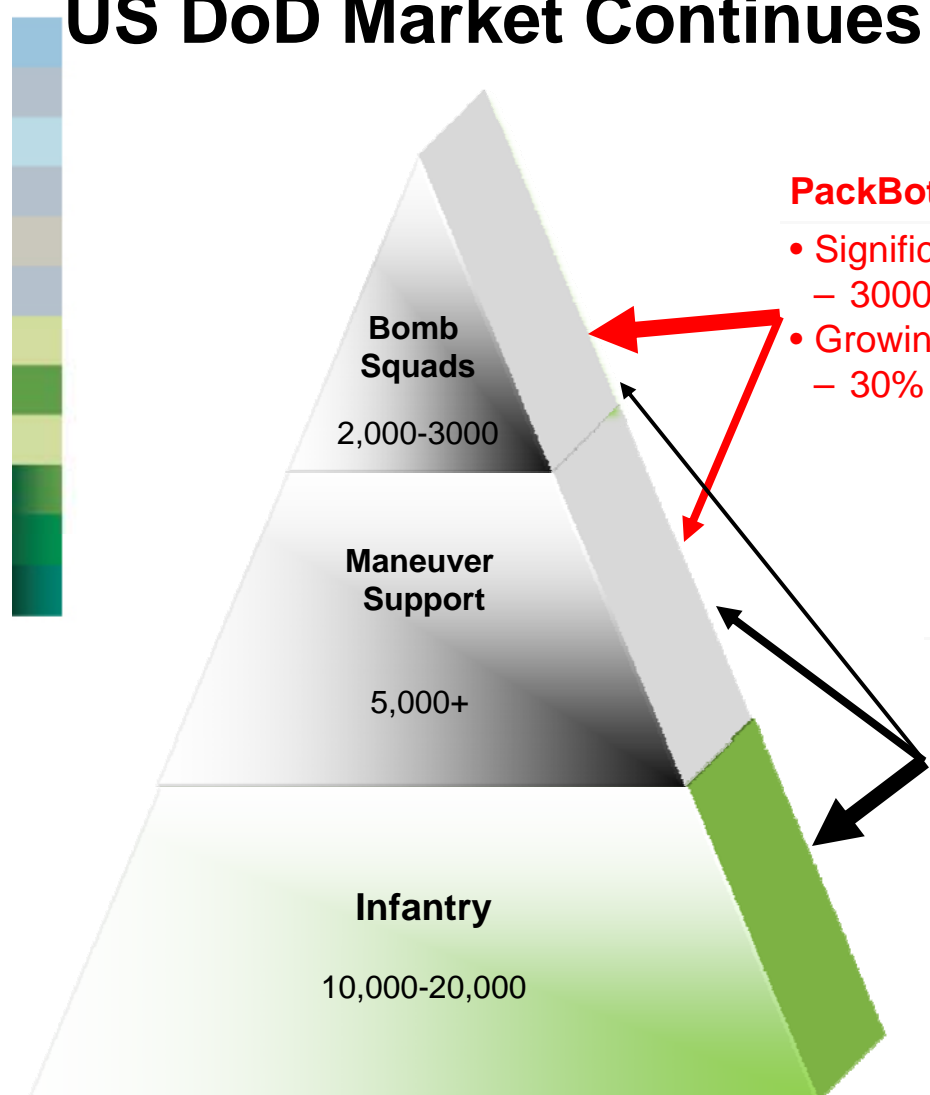
PackBot

- Significant market penetration
 - 3000+ PackBots delivered-to-date
- Growing PLR / Upgrade business
 - 30% growth projected this year



SUGV

- Rapidly ramping-up
 - 150+ robots delivered-to-date
 - 380+ robots by year-end
- Sales approaching those of PackBot
 - >40% of 2010 product revenue



Potential iRobot UGV Sales to US Military


20,000+ Robot Opportunity in US DoD



SUGV Growth into Infantry Market

Product

310 SUGV



Status

- >150 delivered-to-date
- In production at ~40/month
- Operating in-theater with great user feedback

Contract


Vehicle

- "Mini-EOD" REF IDIQ Contract
- GSA Schedule

Customers

- Special Ops
- EOD
- Engineers

320 SUGV
BCTM (FCS)



- Established Program
- Multiple yrs of user testing
- >50 units ordered for 2H10

- BCTM LRIP Contract

- BCTM Integrated Brigades

320 SUGV COTS



- Marketing to current forces

- Establishing PoR at Robotics PO

- Infantry Current Forces

SUGV in production & delivering to troops

iRobot

Home Robot Products



iRobot Verro™
Pool Cleaning Robot



iRobot Scooba®
Floor Washing Robot



iRobot Roomba®
Vacuum Cleaning
Robot



iRobot Dirt Dog®
Shop Sweeping Robot

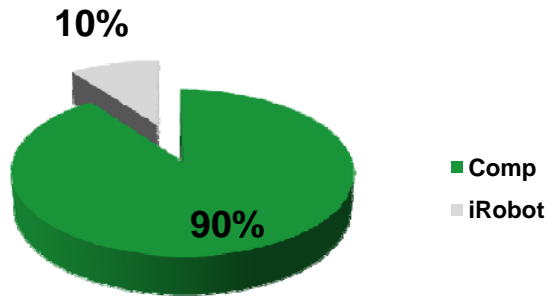


iRobot Looj™
Gutter Cleaning Robot

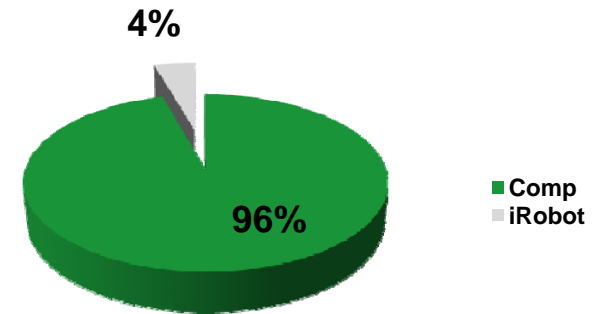
Roomba® is flagship product



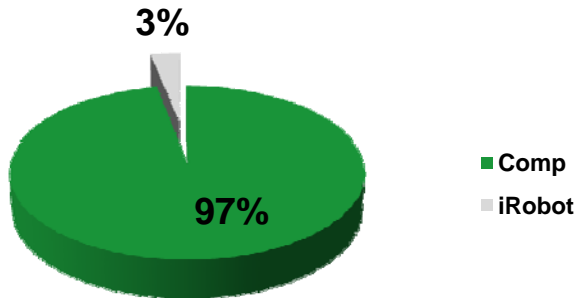
Annual sales of vacuum cleaners >\$200



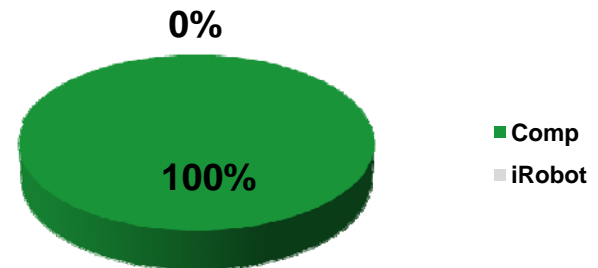
2009 share of \$1 billion North American addressable market*



2009 share of \$1.8B addressable Europe/Middle East/African market*



2009 share of \$700M addressable Asian Pacific market*



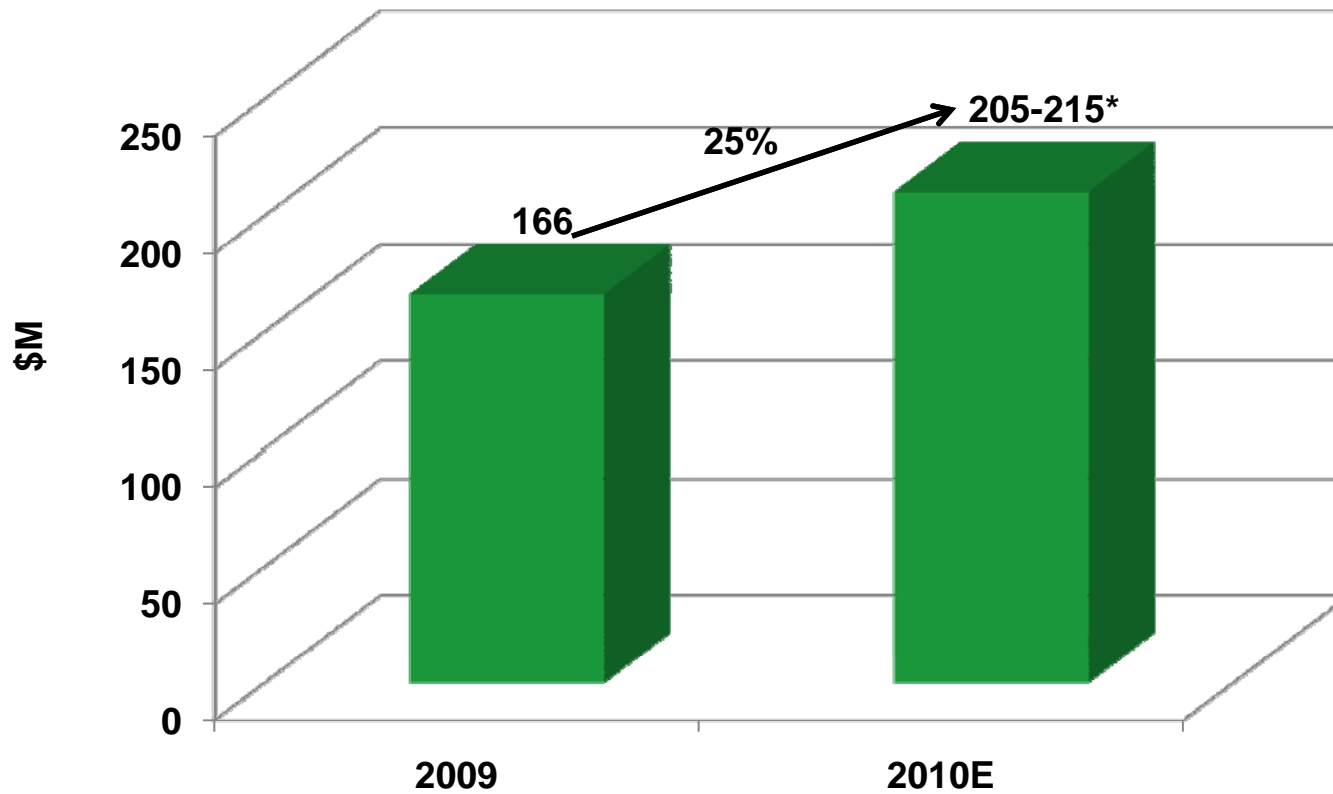
2009 share of \$350M addressable South America market*

Vast global market opportunities – minimal penetration

* GFK October 2009

HRD Revenue Growth 2009 - 2010

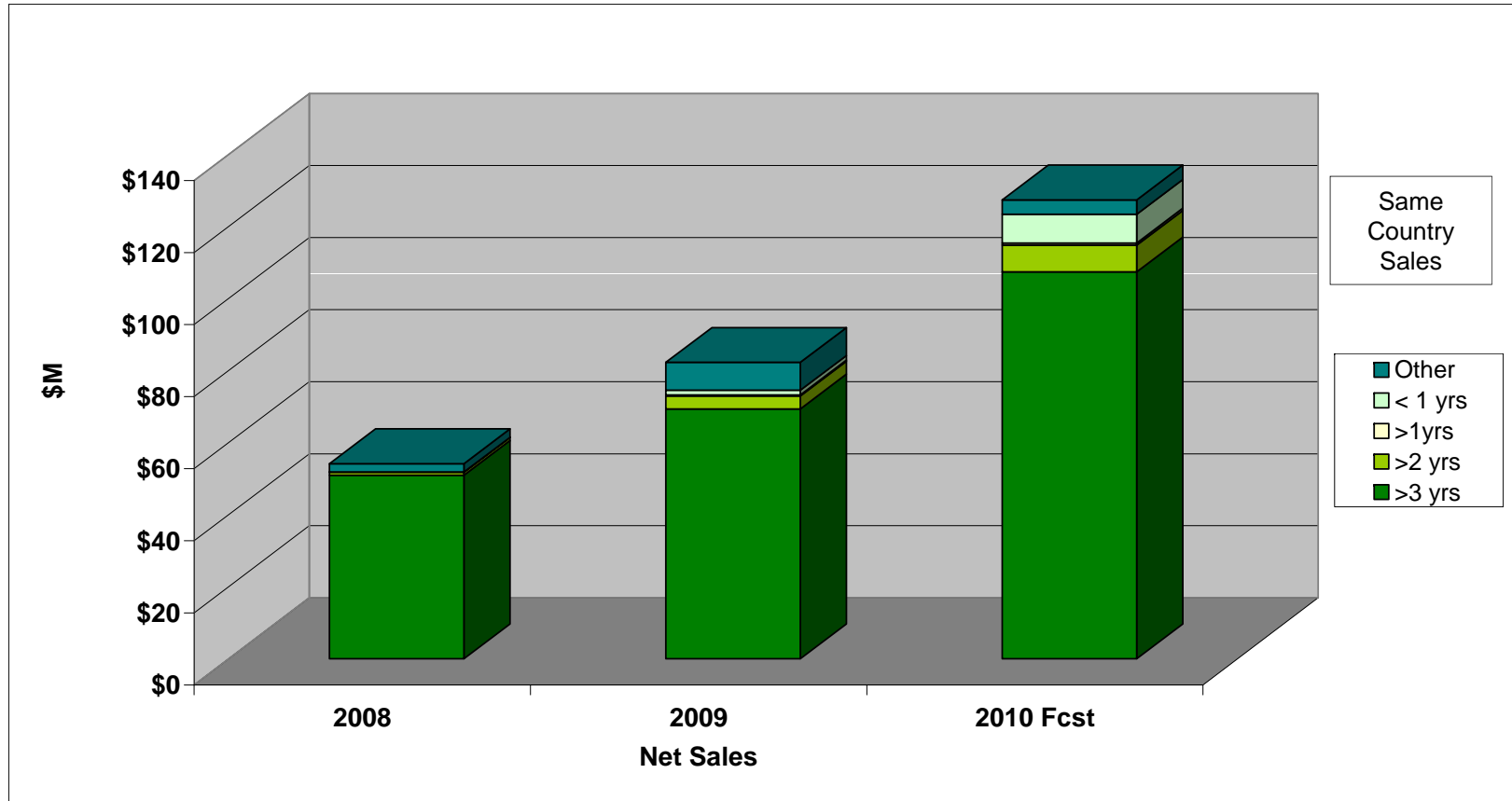
Global Revenue



* Guidance provided April 28, 2010

iRobot

HRD International – Core Partner Growth*



*Excludes Canada





FY2009 Performance

P&L performance exceeded expectations

	<u>2009</u>	<u>2008</u>	<u>B/(W)</u>
Revenue (\$M)	299	308	(9)
Gross Margin %	31%	30%	1pt
Operating Expenses (\$M)	86	93	8
EPS	0.13	0.03	0.10
Adjusted EBITDA (\$M)	21	13	8

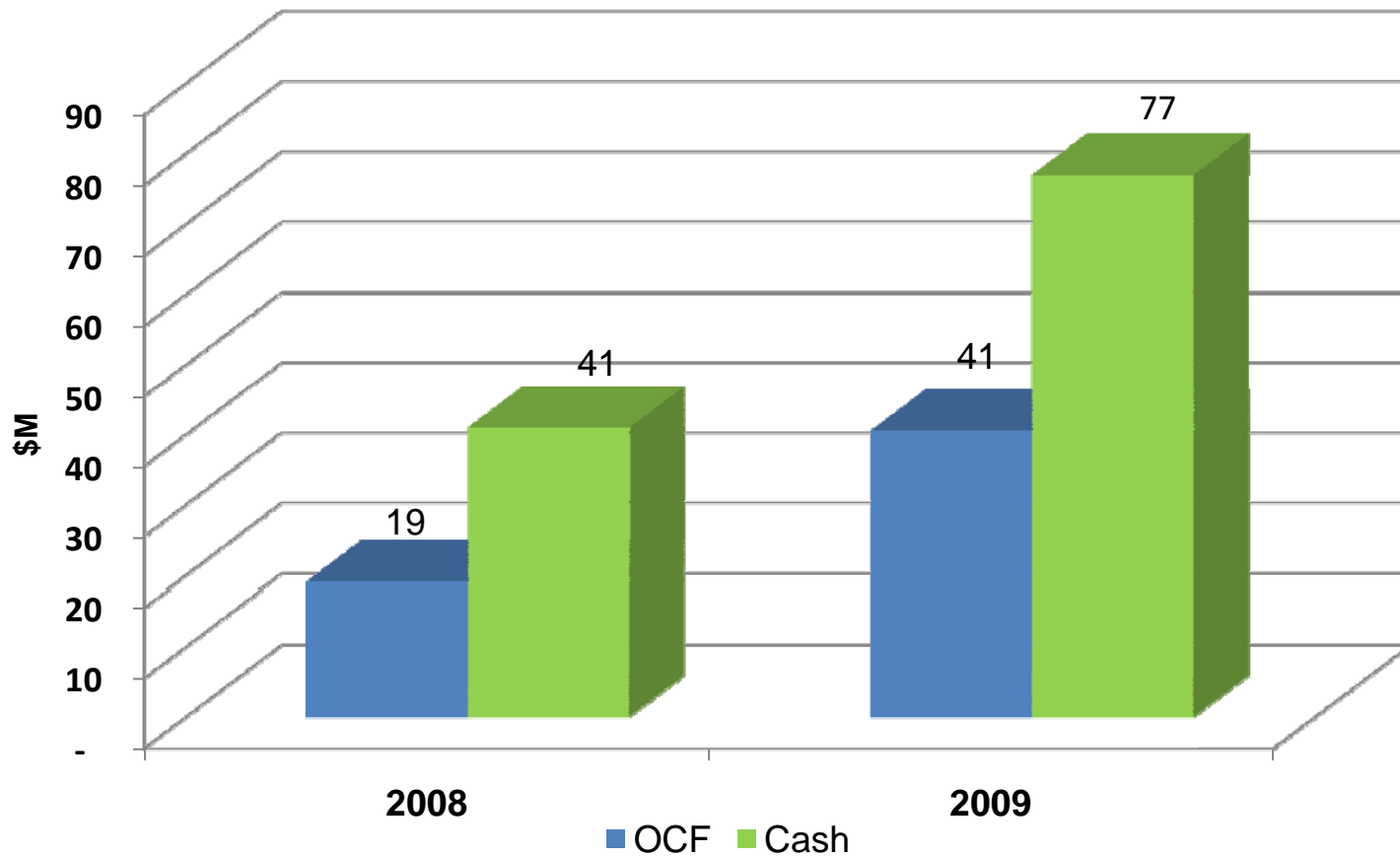
EBITDA margin grew 280 bps

iRobot®

11

June 22, 2010

Year-end Cash



Strong operating cash flow has built strong cash position

iRobot

Q1 Performance Was Exceptional Versus Prior Year

	<u>2010 Q1</u>	<u>2009 Q1</u>	<u>B/(W)</u>
Revenue (\$M)	95	57	38
Gross Margin %	35%	29%	6pts
Operating Expenses (\$M)	23	20	(3)
EPS	0.24	(0.07)	0.31
Adjusted EBITDA (\$M)	14	(0)	14
OCF (\$M)	11	14	(4)

Q1 2010 EBITDA margin of 14%

iRobot®

13

June 22, 2010



FY2010 Performance

Full year performance expected to be strong again, reflected in our increased expectations*

	<u>2010 Range</u>	<u>2009</u>
Revenue (\$M)	375 - 385	299
EPS	0.35 - 0.40	0.13
EBITDA (\$M)	30 - 34	21
OCF (\$M)	24 - 26	41

*Guidance provided April 28, 2010

iRobot®

14

June 22, 2010

G&I & HRD Will Contribute to EBITDA Margin Expansion

Gross Margins

G&I: AWARE 2 software
HRD: Product margins and mix

2009 31% \Rightarrow Future 35% - 37% + 4 - 6 pts

Operating Expenses

G&I: Fixed cost leverage
HRD: Supply chain, direct fulfillment

29% \Rightarrow 25% - 27% - 2 - 4 pts

Targeting to grow EBITDA margin 7 – 8 pts

iRobot

15

June 22, 2010



Long-Term Goals

Our long-term goals remain achievable and meaningful

- Revenue – mid-to high-teens CAGR
- EBITDA – mid-teens margin
- OCF – high single digit margin

Sustainable gains in shareholder value is our over-arching goal

iRobot®

16

June 22, 2010